



Getting Your YQCA Web-Based Certification

CREATING AN ACCOUNT

Creating An Account

Go to <https://yqca.learn-grow.io>

4-H Online Sign In

If you have an Active account in 4-H Online, select to Sign in with 4HOnline.

Will be prompted so select a state, then enter the Login information for your 4-H Online account.


After successfully logging in, you will be given a list of Active family members. Select a family member and start the account creation process.

FFA & Independent Sign In

For FFA members and those who do not have an active 4-H Online account

YQCA certification is now open! When you log in, there will be a Help button in the bottom right of the screen to notify us of any issues - Thank You!

4-H Online Sign In



Sign in with 4HOnline

4HOnline login only available for Families

or

FFA & Independent Sign In

Sign In

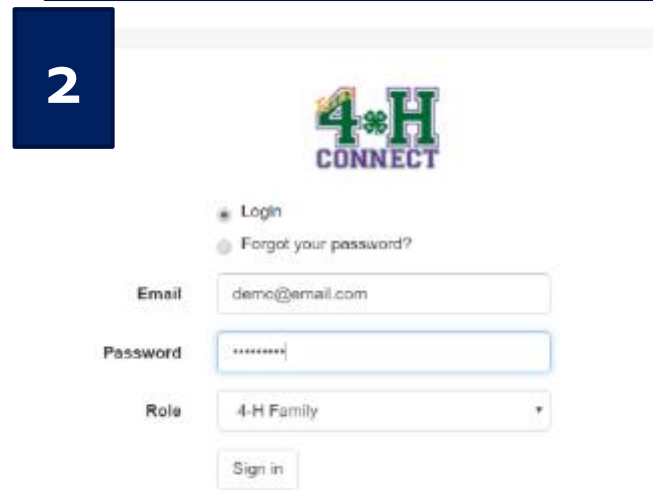
[Create a new account](#)
[Forgot username or password?](#)

Creating An Account - 4-H Online

1 Select a 4-H Organization



2 Login with 4-H Credentials



Select a Family Member

Member's status must be active. If you're not sure of the member's status, log in to 4-H Online to view the status on the member screen. To check the progress of member activation in 4-H Online, contact your county 4-H office.

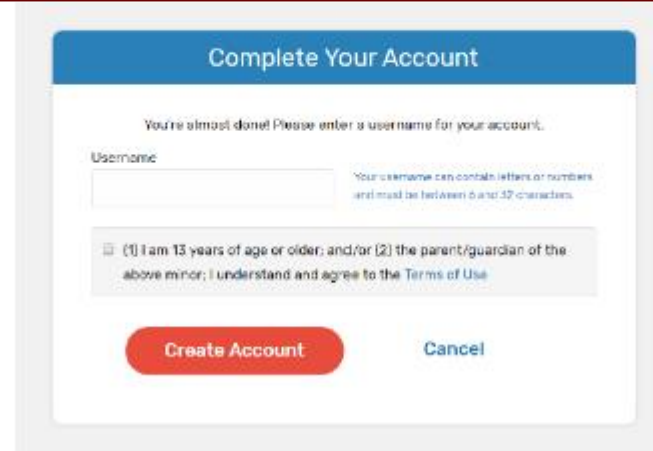
3



Enter a Username

After creating your account, you can still log in with your 4-H Online credentials. The username will be used if you decide to disconnect your account from 4-H Online.

4



Creating An Account – FFA & Independent

Enter information for the individual whose name will appear on the certificate

A parent or guardian must create the account (in the child's name) for a member that is 12 or younger

Email entered for member that is 12 or younger, must be that of a parent or guardian

The image shows a 'Create Account' form with a blue header. Below the header, there is a instruction: 'Enter your account information. All fields are required.' The form is divided into two columns. The left column contains: 'First Name', 'Email (parent/guardian email if this account is for a youth 12 or younger)', 'Username', 'Password', 'Confirm Password', 'State', 'Date of Birth', 'Residence', and 'Race'. The right column contains: 'Last Name', 'Confirm Email', a password strength indicator, 'County' (with a dropdown menu), 'Gender' (with a dropdown menu), 'Ethnicity' (with a dropdown menu), and a checkbox for 'I am 13 years of age or older, and/or I am the parent/guardian of the above minor; I understand and agree to the Terms of Use'. At the bottom, there is a red 'Create Account' button.

Create Account

Enter your account information. All fields are required.

First Name

Last Name

Email (parent/guardian email if this account is for a youth 12 or younger)

Confirm Email

Username

Password

Confirm Password

State

County

Date of Birth

Gender

Residence

Ethnicity

Race

- American Indian / Alaskan Native
- Asian
- Black / African American
- Native Hawaiian / Pacific Islander
- White
- Balance of Other Combinations
- Prefer Not To State

I am 13 years of age or older, and/or I am the parent/guardian of the above minor; I understand and agree to the Terms of Use

Create Account

Creating An Account – FFA & Independent

For members 12 or younger

YOUTH QUALITY CARE ANIMALS

Youth for the Quality Care of Animals

A new LearnGrow Account has been requested

A new LearnGrow account has been requested for a child under the age of 13, please review the [Notice of Collection, Use and Disclosure of Your Child's Personal Information](#). Clicking to confirm will serve as consent to create the account.

Confirm Account

YOUTH QUALITY CARE ANIMALS

Youth for the Quality Care of Animals

This email serves as confirmation that a new LearnGrow account has been created. You can revoke consent for this account any time by emailing help@learngrow.io.

[Notice of Collection, Use and Disclosure of Your Child's Personal Information](#)

Data Sharing

Data Sharing Consent

I give permission for LearnGrow and the Organization associated with this account to share Personally Identifying Information including but not limited to First Name and Last Name to third parties for the purpose of verifying course certification.

Member Full Name

Parent/Guardian Full Name

I agree

Continue

Parental

Parent/Guardian Consent

I hereby declare that I am the parent or legal guardian of the minor named on this account. I certify that I have read, understand and will comply with all Terms of Use and ensure that all minors under my care understand and will comply with all Terms of Use. I understand the below identified laws will be followed to protect my child's information that will be collected as part of the account creation process.

Children's Online Privacy Protection Act (COPPA) – COPPA applies to commercial companies and limits their ability to collect personal information from children under 13.

I agree to the terms stated above and give permission for the minor named

Member Full Name

Parent/Guardian Full Name

I agree

Continue

NAVIGATING THE ACCOUNT

Navigating The Account

Home screen for member

To start a course, click one of the course listed

- Be sure the select Web-Based Training
- Read the description of the course carefully to make sure the individual associated with the account meets the requirements

Course List Completed View All

Course	Qualification	Web-Based Training	Instructor-Led Training	Status
Age 08: Junior	To qualify for this course, you must have turned 8 in the previous calendar year.	\$12.00	\$3.00	Completed
Age 09: Junior	To qualify for this course, you must have turned 9 in the previous calendar year.	\$12.00	\$3.00	Completed
Age 10: Junior	To qualify for this course, you must have turned 10 in the previous calendar year.	\$12.00	\$3.00	Completed
Age 11: Junior	To qualify for this course, you must have turned 11 in the previous calendar year.	\$12.00	\$3.00	Registered
Age 12: Intermediate	To qualify for this course, you must have turned 12 in the previous calendar year.			Registered
Age 13: Intermediate	To qualify for this course, you must have turned 13 in the previous calendar year.			Registered

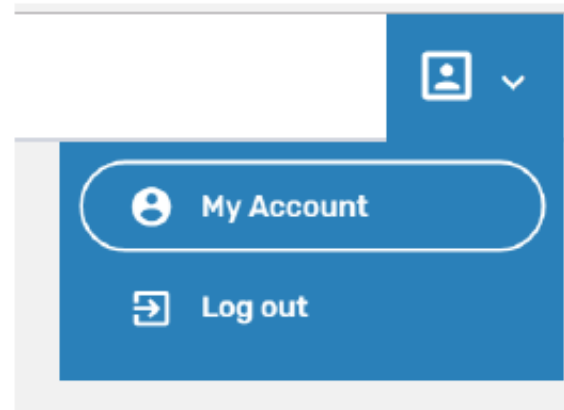
Navigating The Account - Menu

Account Menu

- Upper right of every screen after logging in

My Account Screen

- Shows individual's information
- If account is not linked to 4-H Online, password can be changed here

A screenshot of the "My Account" screen. At the top left is a back arrow and "Back to Course List". The title "My Account" is in a blue header. Below are three sections: "Login Info" with fields for "UserName" (demo youth) and "Password" (masked); "Personal Info" with fields for "First Name" (Demo), "Last Name" (Youth), and "Email" (demo@mail.com); and "Demographic Info" with fields for "Date of Birth" (2/22/2002), "Gender" (Female), "Ethnicity" (Non-Hispanic), "Race" (White), and "Residence" (Town under 10,000 and rural non-farm).

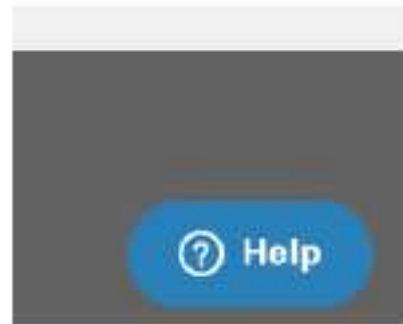
Navigating The Account - Help

Help

- Lower right of every screen after logging in

Getting Help

- After clicking 'Help', user will be presented with a screen to send a message



Leave us a message X

Your name
Demo

Email address*
demo@nomail.com

How can we help you?*

Attachments
Add file or drop here

zendesk Cancel Send

PURCHASING A COURSE

Purchasing A Course

1. Select a course
2. Purchase the course
3. Pay for the course

1 Course List

Course
Age 08: Junior

To qualify for this course, you must have turned 8 in the previous calendar year.

Web-Based Training	\$12.00
Instructor-Led Training	\$3.00

2 Course List

Web-Based Training

Course
Age 11: Junior **\$12.00**

To qualify for this course, you must have turned 11 in the previous calendar year.

Purchase Course

Instructor-Led Training

Course
Age 11: Junior **\$3.00**

To qualify for this course, you must have turned 11 in the previous calendar year.

State

Training

Select a state first...

Purchase Course

3 Back To Course

Select payment method

Course: Age 08: Junior
Amount: \$12.00
Type: Web-Based Training

Apply a gift card if you have one

Gift Card **Apply**

Select from one of your existing credit cards or add a new one.

Add Credit Card

Your Saved Credit Cards

Add Credit Card **Cancel**

Cardholder Name:
Card Number:
Expiration Date: Jan 2017
Validation (CVV):

Purchasing A Course and Taking Pre-Course Survey

4. Finalizing payment
5. Viewing the receipt
6. After purchasing a course, an email will be sent inviting users to take a pre-course survey.

4

Back To Course

Select payment method

Course: Age 08: Junior
Amount: \$12.00
Type: Web-Based Training

Apply a coupon code if you have one

Coupon Code:

Select from one of your existing credit cards or add a new one.

Your Saved Credit Cards

<input checked="" type="checkbox"/>	VISA	Demo Parent	4400-XXXX-XXXX-4444
-------------------------------------	------	-------------	---------------------

5

Back To Course

Course Registration

Age 08: Junior

To qualify for this course, you must have turned 8 in the previous calendar year.

Course Registration Status:
Registered

Invoice

Invoice Number:	Invoice Amount:
3	\$12.00
Invoice Status:	Amount Paid:
Paid	\$12.00
	Invoice Balance:
	\$0.00

COMPLETING CERTIFICATION

Completing A Course

Must pass 3 quizzes to get certified

- Animal Well-Being
- Food Safety
- Life Skills

Select a Knowledge Builder and Skills to gain knowledge and test your skill

- Status will show throughout to track progress

Back to Course

- Will return user to menu page to select another Knowledge Builder, Skills Lab or Quiz

The screenshot displays a course interface for 'Age 08: Young Adult'. The course title is at the top, followed by a qualification requirement: 'To qualify for this course, you must have turned 8 in the previous calendar year.' Below this, the course content is organized into sections: 'Animal Well Being', 'Food Safety', and 'Life Skills'. Each section contains three items: 'Knowledge Builder', 'Skills Lab', and 'Quiz :Required'. The 'Knowledge Builder' item in the 'Animal Well Being' section is highlighted with a red box. To the right of the course content, a progress tracking section shows three rows: 'Viewed' with a green circle icon, 'Completed' with a green checkmark icon, and 'In Progress' with a yellow pause icon. At the bottom of the screenshot, a 'Back To Course' button is highlighted with a red box, and the page title 'Lesson Details - Knowledge Builder' is visible at the bottom left, with a 'Viewed' status and icon at the bottom right.

Printing A Certificate and Taking Post-Course Survey

Return to course menu screen to print certificate after all quizzes have been passed or access certificate number from email

Certificate can download as a PDF to save locally and/or send electronically. To print PDF, click on printer icon and send to local printer.

Upon completion of course, click "Take Survey" to access post-course survey

← Back to Course List


Course

Age 14: Intermediate Status: Completed [View Registration Details](#)

To qualify for this course, you must have turned 14 in the previous calendar year.

[Print Certificate](#) [Take Survey](#)

Animal Well Being



Youth for the Quality Care of Animals

James Youngblood completed Age 14: Intermediate.
Your certification number is 1559401914.

You can sign in and view the course to print your certificate.

[Sign in](#)

Help us by completing this survey.

[Take Survey](#)